


TATIL KİTABIM





TATİL KİTABIM

NEZAKET SÖZCÜKLERİ

Nezaket sözcüklerini etraflarından keserek duvarımıza asalım.

Teşekkür
Ederim !



Özür
dilerim



Lütfen !



Günaydın



NEZAKET SÖZCÜKLERİ

Nezaket sözcüklerini etraflarından keserek duvarımıza asalım.

Hoşça
kal !



iyi
Günler



Merhaba !



Tanıştığıma
memnun
oldum !



NEZAKET SÖZCÜKLERİ

Nezaket sözcüklerini etraflarından keserek duvarımıza asalım.

Rica
ederim !



Tebrikler !



Nasılsın ?



Ellerine Sağlık
Afiyet Olsun




4 MEVSİM

4 Mevsimin özelliklerini konuşalım, resimleri boyayalım.



İlkbahar



Yaz



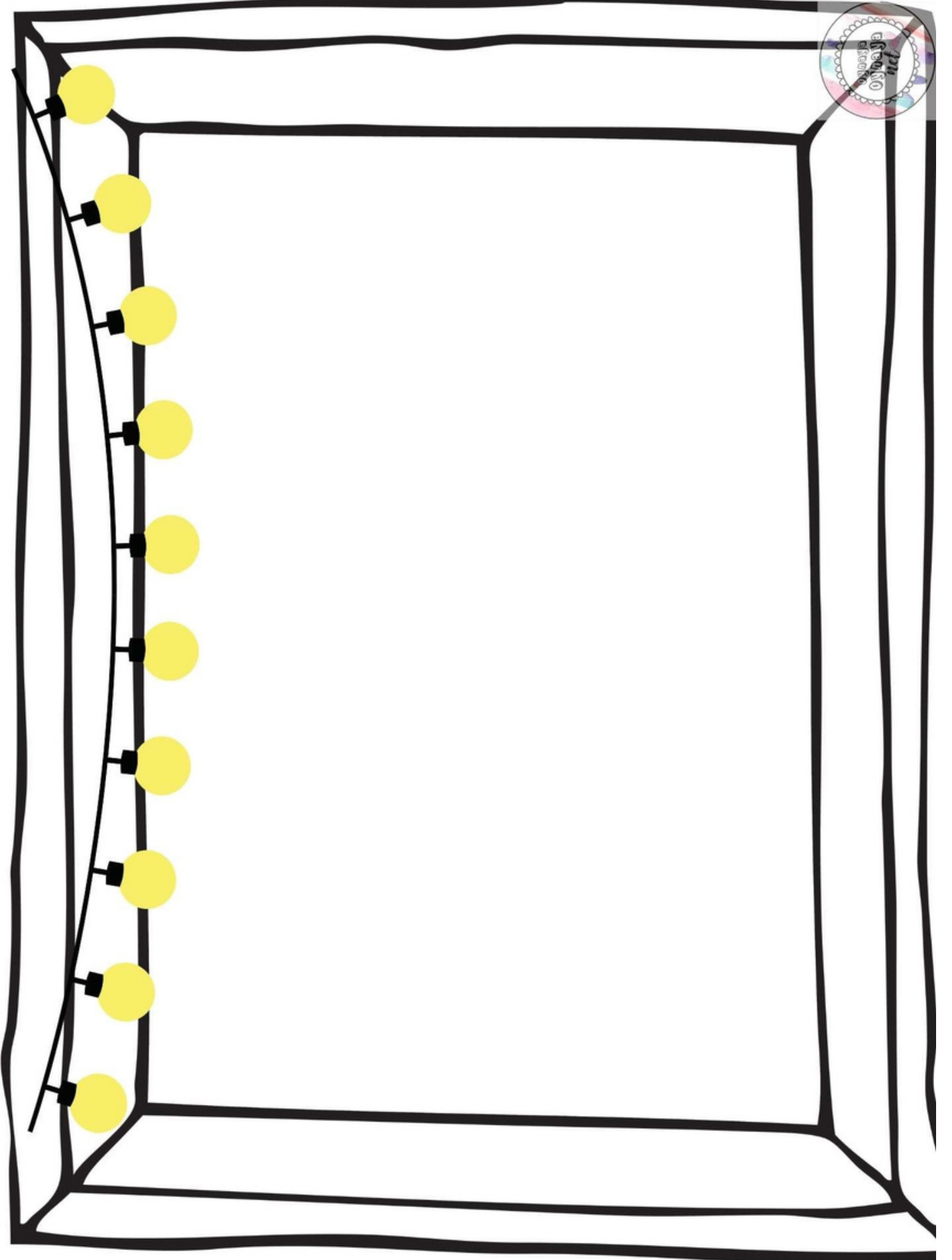
Kış



Sonbahar

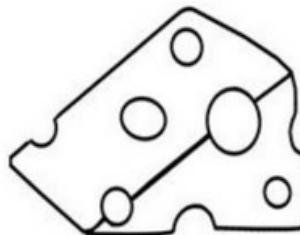

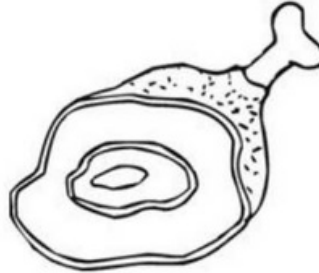

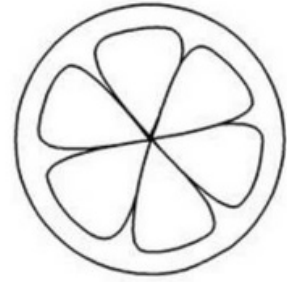


İSMİMİ SÜSLÜYORUM

Gazete, dergi veya broşürlerden bulduğumuz harflerle isimlerimizi yazıp süsleyelim..



YIYECEKLER


Hangisi sađlıklı ? Bulalım, iřartleyelim ve boyayalım.





TAMAMLAMA ÇALIŞMASI

İneğin diğer yarısını ve desenlerini tamamlayalım,
boyayalım.



DUYGULARIMI ÇİZİYORUM



Mutluyum



Kızgınım



Yorgunum



Korkuyorum




Şaşkınım



Üzgünüm





'A' Sesi

Çizerek tamamlayalım.




A harfi çizmeye çalışalım.

A sesi ile başlayan nesneleri boyayalım.



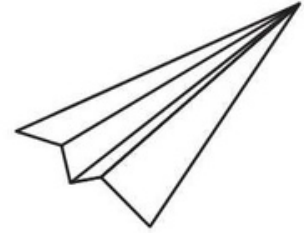

MASKE YAPIYORUM

Tombik Ayı'nın yeni arkadaşı isimli hikayeyi dinleyelim. Maske yapıp hikayeyi canlandıralım.


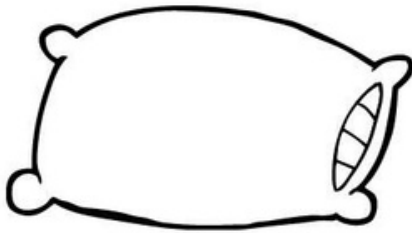


AĞIR – HAFİF



1 Hafif olan 2 nesneyi daire içine al. /2



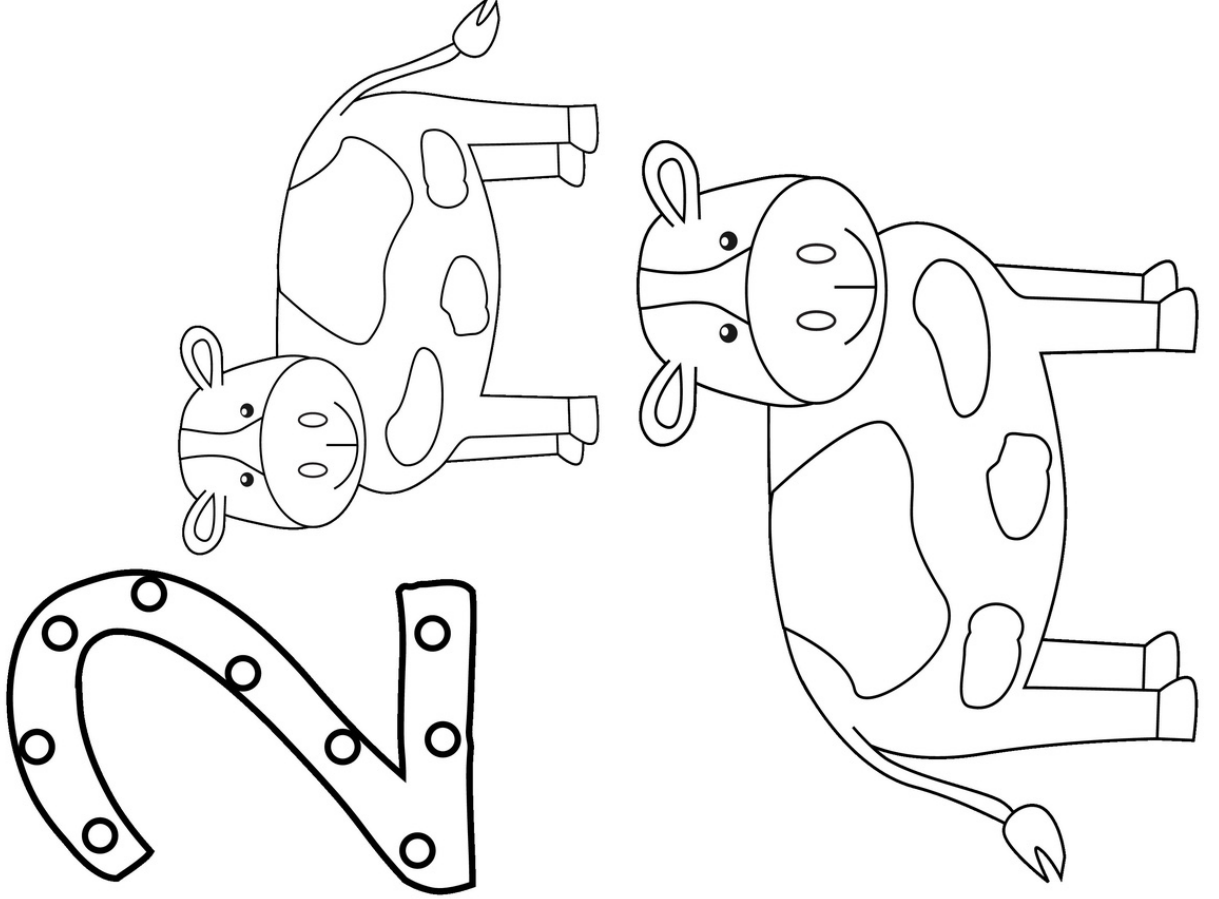

2 Ağır olan nesneyi daire içine al. /1



3 En hafif olan nesneyi daire içine al. /1



RAKAMLARI TEKRAR EDİYORUM



TEK - ÇİFT

Tek olanları daire içine alalım, çift olanları boyayalım.



TEMİZLİK ÇİZELGEM

Her görevi yerine getirdiğimizde, örnekteki gibi günlerin üzerini daire şeklinde boyayalım.



Dışarıdan eve gelince ellerimi yıkadım.



PZT

SALI

ÇRŞ

PRŞ

CUM

CMT

PZ



Dişlerimi sabah ve akşam fırçaladım.

PZT

SALI

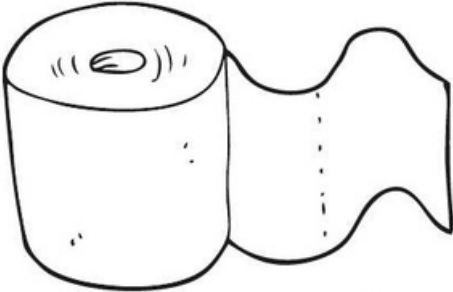
ÇRŞ

PRŞ

CUM

CMT

PZ



Her tuvalet sonrası sifonu çektim ve ellerimi yıkadım.

PZT

SALI

ÇRŞ

PRŞ

CUM

CMT

PZ



Her sabah uyandığımda yüzümü yıkadım.

PZT

SALI

ÇRŞ

PRŞ


CUM

CMT

PZ


AYAKLARIMLA RESİM YAPIYORUM

Ayak parmaklarımızın arasına bir boya kalemi yerleřtirelim, resmi o řekilde boyamaya řalıřalım. Ellerimiz olmasa neler olurdu konuřalım.




BÜYÜK – KÜÇÜK

Büyük salyangozları boyayalım, küçük salyangozları daire içine alalım.

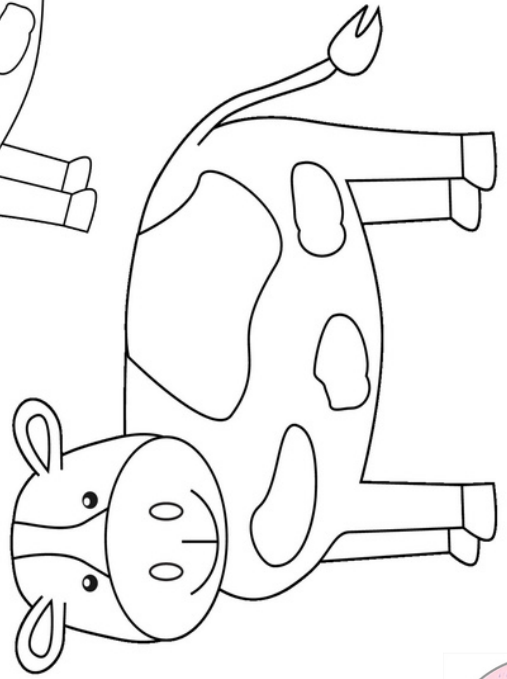

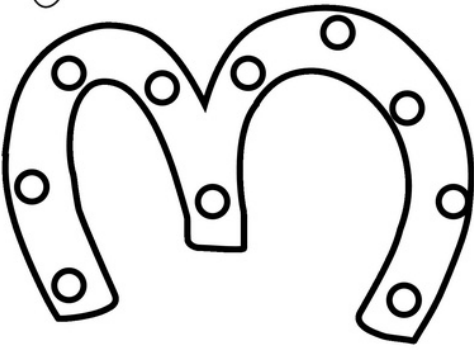
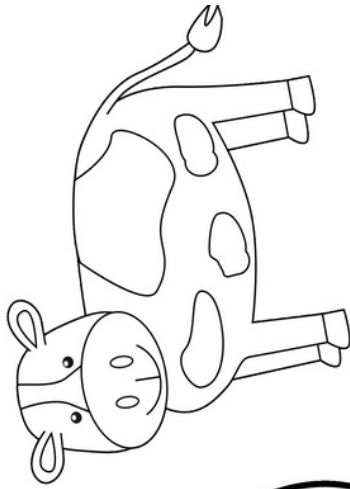


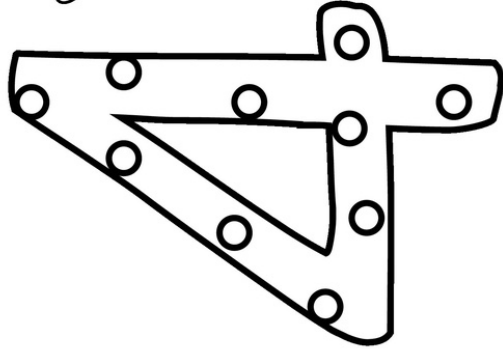


ŞEHİR BOYUYORUM

Şehirleri kimler yapar ? Bildiğimiz başka hangi meslekler var? Sohbet edelim.




RAKAMLARI TEKRAR EDİYORUM




SİVRİ - KÜT

Nesneleri boyayalım, sivri olanları daire içine alalım.




ISLAK - KURU

Resmi inceleyelim. Islak ve kuru şemsiyeleri gösterelim. Islık şemsiyeleri mavimsi yeşil, kuru şemsiyeleri ise rengarenk boyayalım.




Say & İşaretle


Her kutudaki nesneleri sayalım ve doğru sayıyı işaretleyelim.




5 3 2 1



5 3 6 2



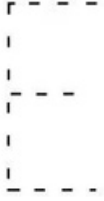
3 4 2 1



4 2 3 1







'E' Sesi

Çizerek tamamlayalım.

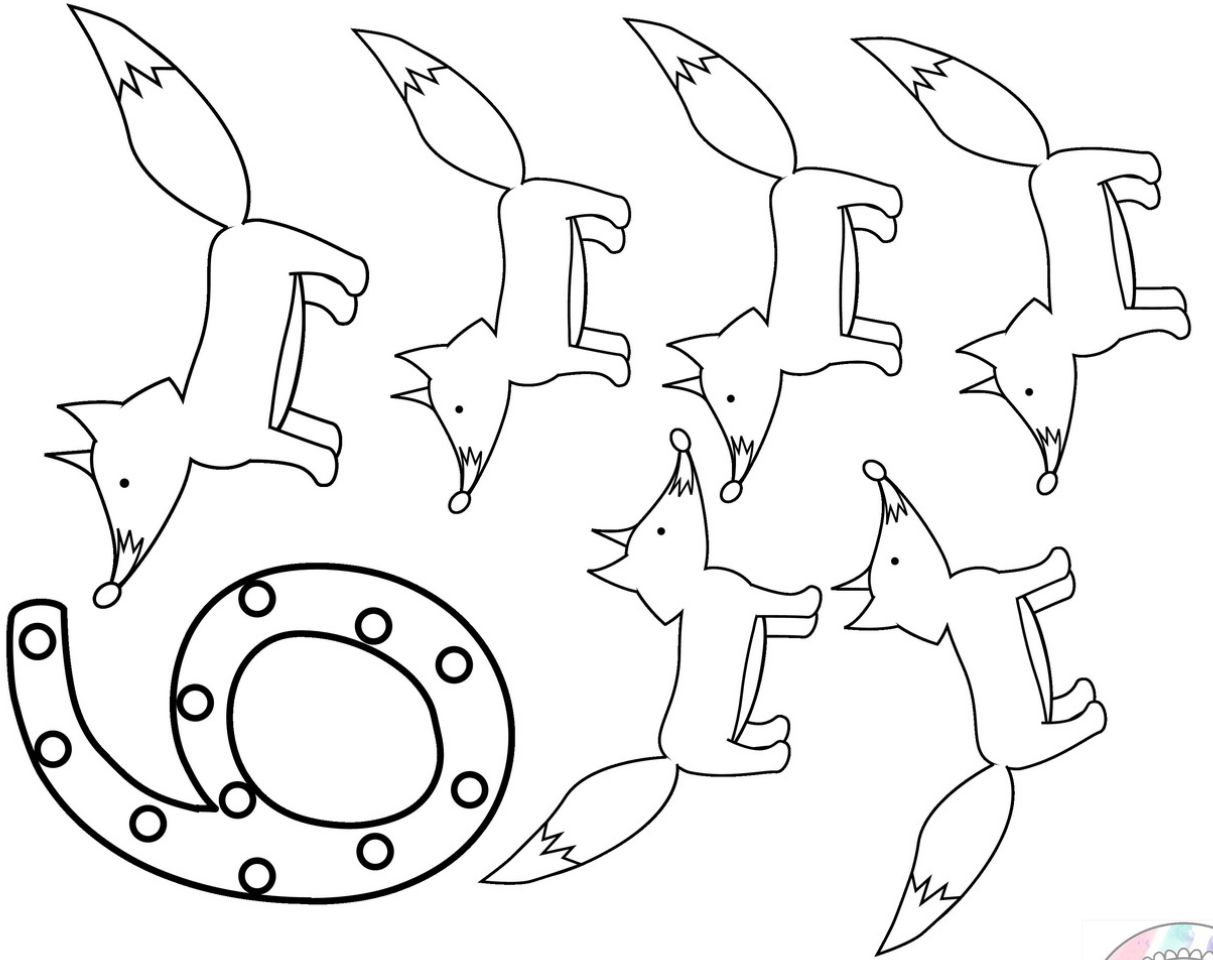
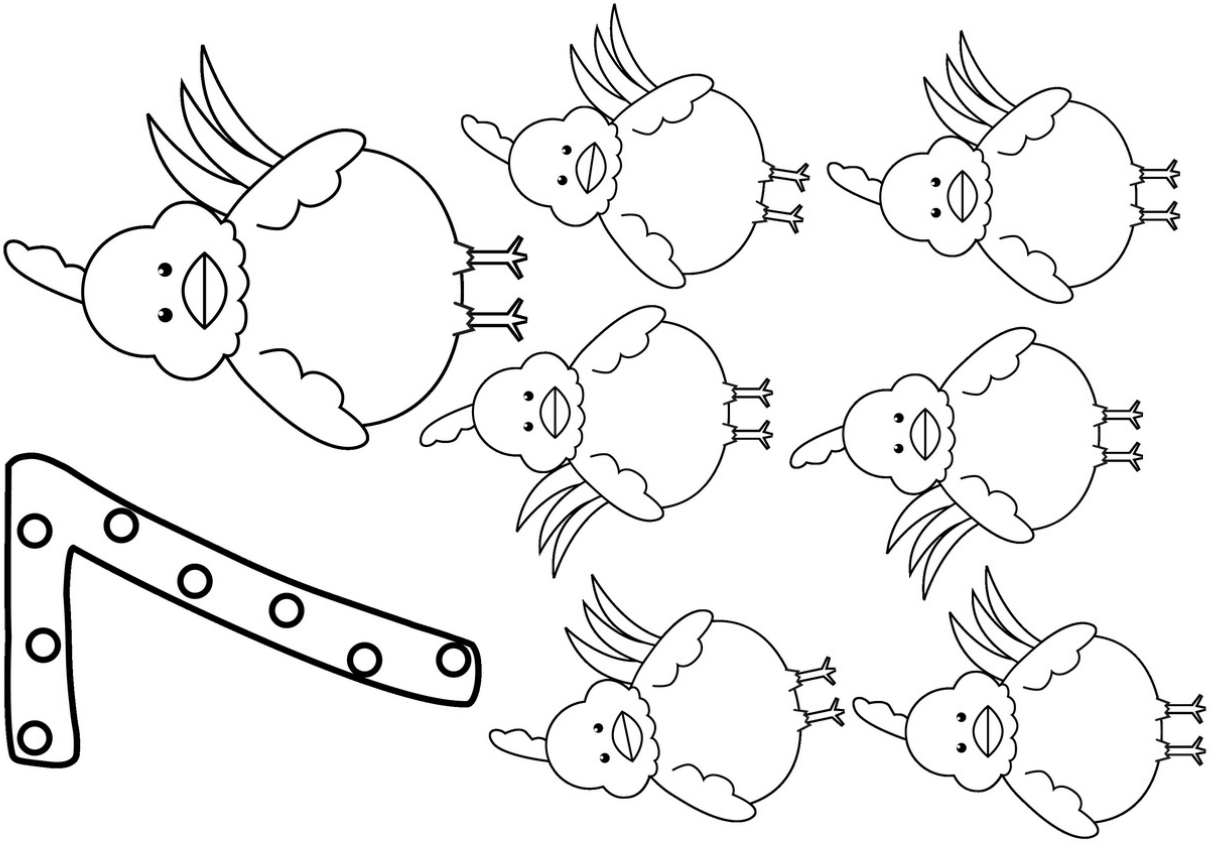


E harfi çizmeye çalışalım.

E sesi ile başlayan nesneleri boyayalım.




RAKAMLARI TEKRAR EDİYORUM



PORTREMİ ÇİZİYORUM

Bir aynanın karşısına geçelim. Kendimizi inceleyelim. Portremizi çizelim.




İsim: _____

Tarih: _____

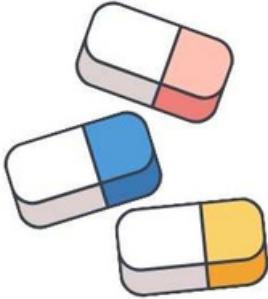
NESNELERİ SAY - RAKAMLARI TAMAMLA



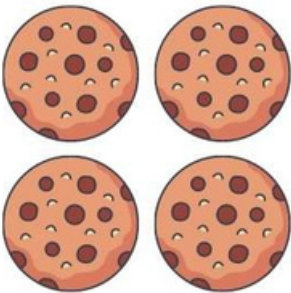
1 1 1 1 1 1



2 2 2 2 2



3 3 3 3 3



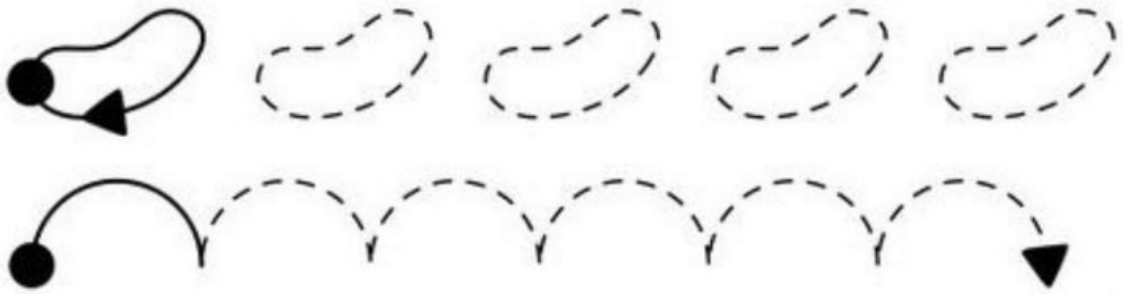

4 4 4 4 4



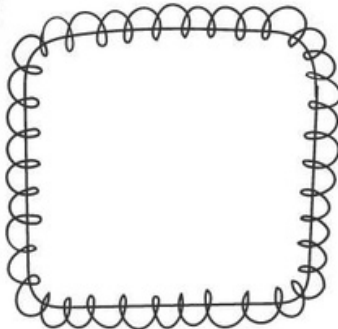
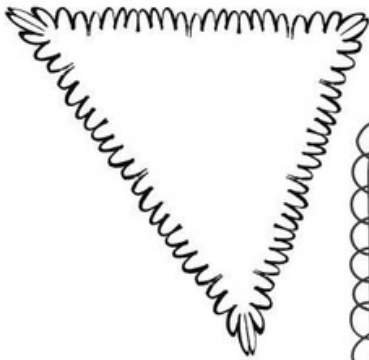


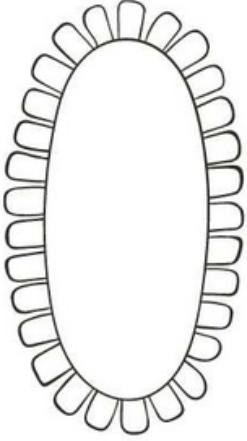
5 5 5 5 5

ÇİZGİ ÇALIŞMASI

Resmi, çizgileri birleştirerek tamamlayalım.



SCAMPER ÇALIŞMASI

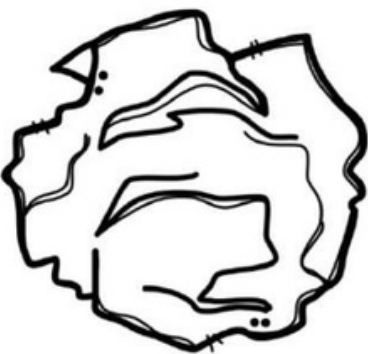

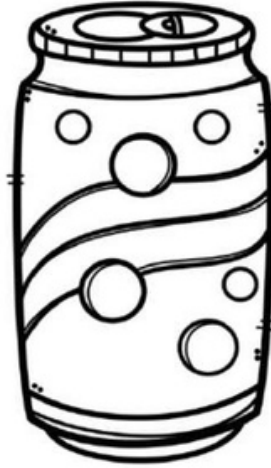
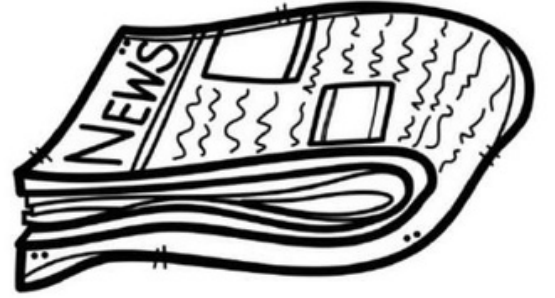



Geometrik bir
şekil olsan
hangisi olurdun ?
Neden ?




GERİ DÖNÜŞÜM

Neler geri dönüştürülebilir ? Daire içine alalım ve boyayalım.



TABLO YAPTIYORUM


Ressam Vincent Van Gogh'un ünlü Yıldızlı Gece Tablosunu inceleyelim. Resmi aslına uygun olarak boyayalım.



Resimdeki varlık hangi ses ile başlıyor, söyleyelim. I sesi ile başlayan varlıklar çizelim.


I

I



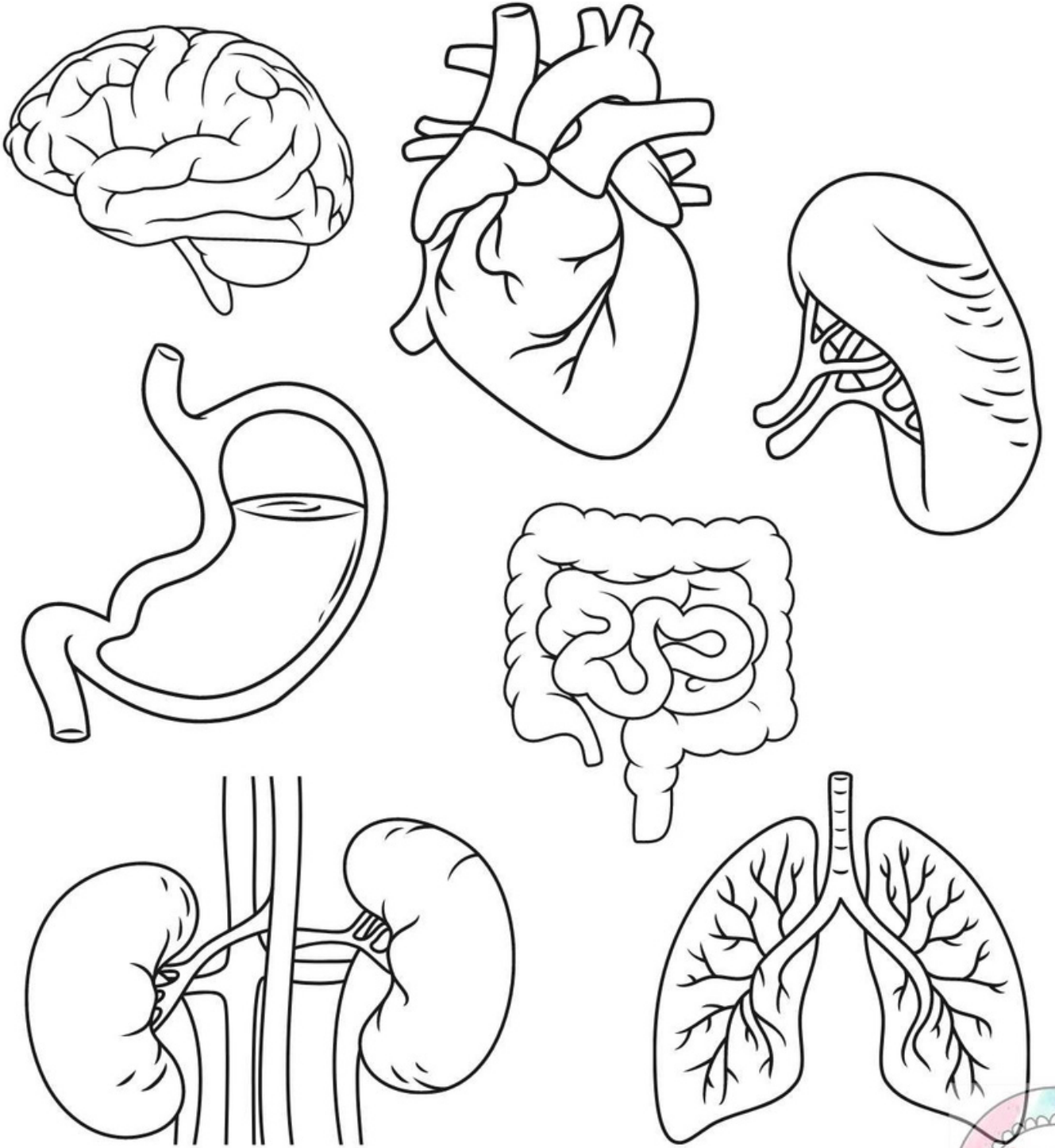
DESEN TAMAMLAMA ÇALIŞMASI

Tavukların desenlerini uygun şekilde tamamlayalım.



İÇ ORGANLARIMIZ

Resimlerini gördüğümüz iç organlarımızın isimlerini söyleyelim ve boyayalım.



RENGARENK DONDURMALAR

Dondurmaları üzerinde yazan renklere boyayalım.

